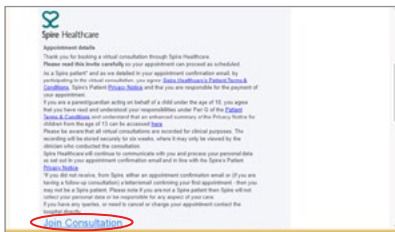


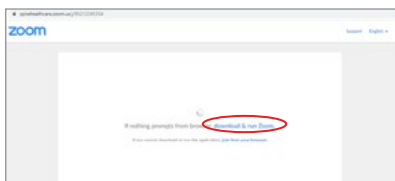
# Using Zoom for your virtual appointment

## Using Google Chrome on a desktop PC



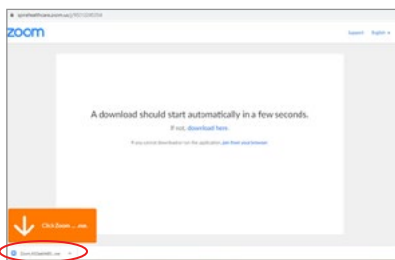
### Step 1

Click 'Join Consultation' in your email invite



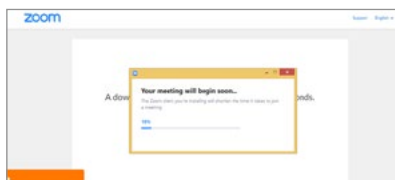
### Step 2

If you do not already have zoom on your computer you will be prompted to download it



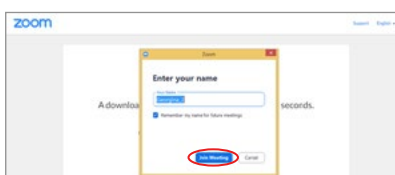
### Step 3

Once the download has completed, click on the downloaded zoom installer



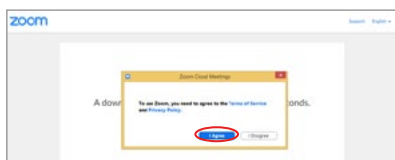
### Step 4

Zoom will install on your computer



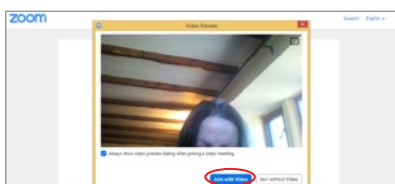
### Step 5

Now enter your name when prompted and then click 'Join Meeting'



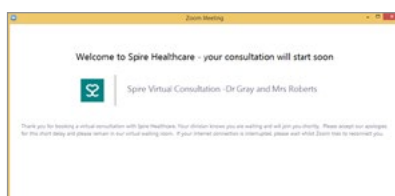
### Step 6

You will be prompted to read and agree to the Zoom terms and conditions



### Step 7

You should be able to see your video preview on screen. Now select 'Join with video'



### Step 8

You will be placed in a virtual waiting room until it is time for your consultation to begin