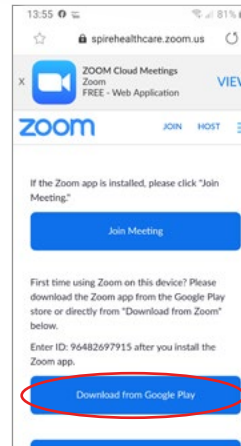


# Using Zoom for your virtual appointment


## Using an Android device



**Step 1**  
Click 'Join Consultation' in your email invite



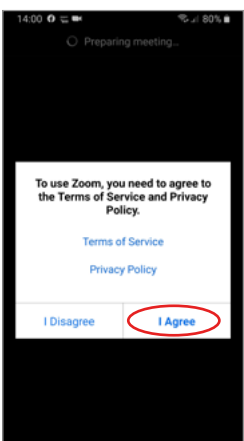
**Step 2**  
If you do not already have zoom on your mobile device you will be prompted to download it from the Google Play store



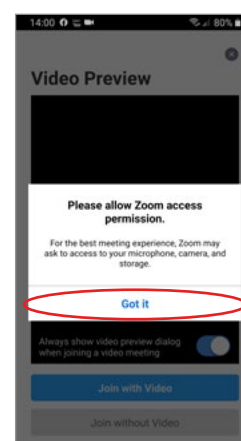
**Step 3**  
With Zoom installed, click the 'Join a meeting' button



**Step 4**  
Enter the meeting ID that can be found in your email invite



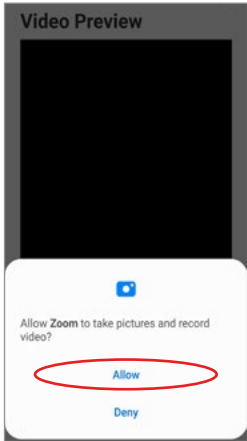
**Step 5**  
Read and agree to the Zoom terms and conditions



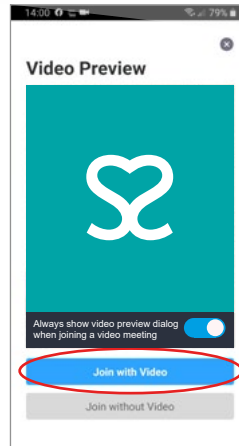
**Step 6**  
You will be informed that Zoom will require access to the camera and microphone on your phone. Press 'Got it'

# Using Zoom for your virtual appointment

## Using an Android device... continued



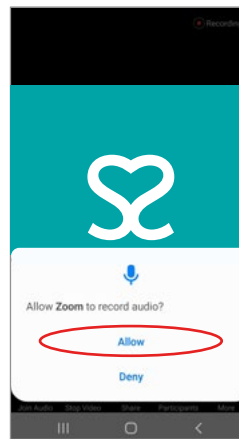
**Step 7**  
Enable your video setting  
by clicking 'Allow'



**Step 8**  
If you can now see  
yourself in the video  
preview window click 'Join  
with video'



**Step 9**  
Click on 'Call via Device  
Audio'



**Step 10**  
Enable your audio setting  
by clicking 'Allow'